



Methacton School District (PA)

Family Survey
Baseline Survey -Strategic Plan



Summary

Topic Description	Results
Family Engagement The degree to which families become involved with and interact with their child's school.	40%
Leadership	91%
School Climate Perceptions of the overall social and learning climate of the school.	94%
School Safety Perceptions of student physical and psychological safety at school.	74%

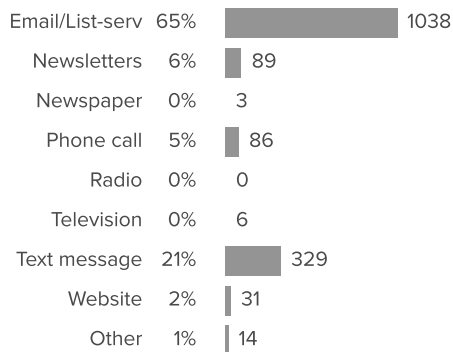
1,602 responses



Communications

How did people respond? _____

Q.1: What would be the best way for the school/district to stay in communication with you?





Family Engagement

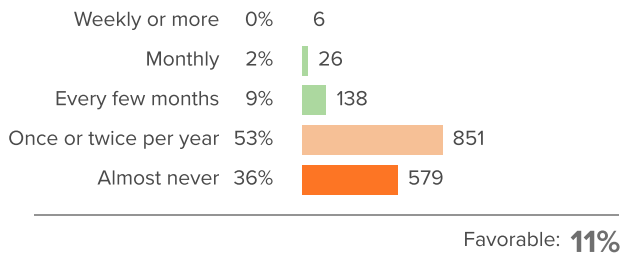
Your average

40%

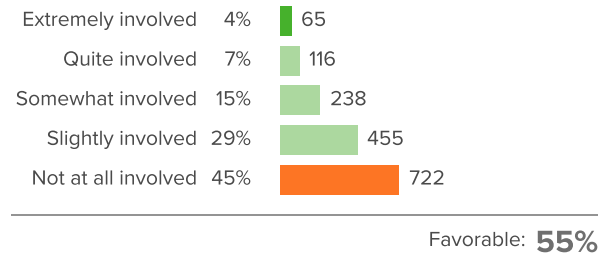
1,602 responses

How did people respond?

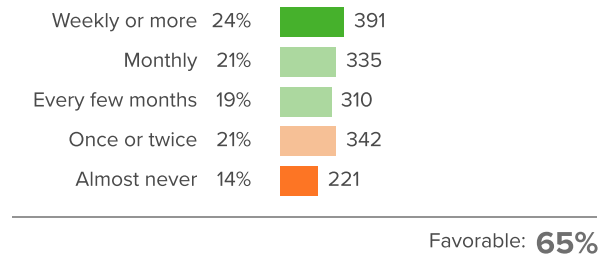
Q.1: How often do you meet in person with teachers at your child's school?



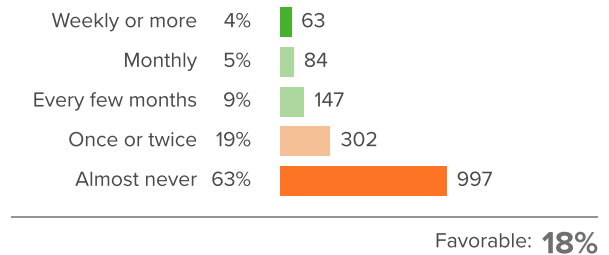
Q.2: How involved have you been with a parent group(s) at your child's school?



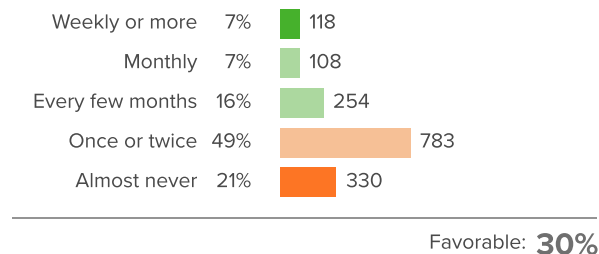
Q.3: In the past year, how often have you discussed your child's school with other parents from the school?



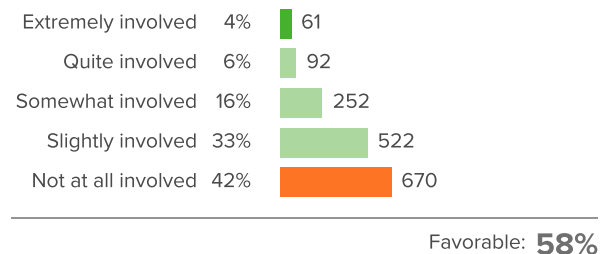
Q.4: In the past year, how often have you helped out at your child's school?



Q.5: In the past year, how often have you visited your child's school?



Q.6: How involved have you been in fundraising efforts at your child's school?





Leadership

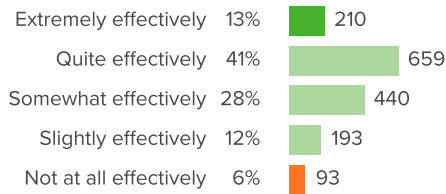
Your average

91%

1,602 responses

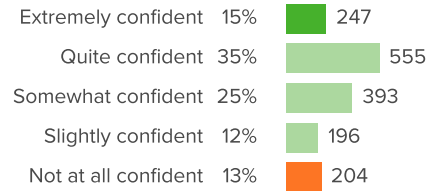
How did people respond?

Q.1: What effectively do school and district leaders communicate important information to you?



Favorable: **94%**

Q.2: How confident are you that your school and district leaders have the best interest of the school in mind?



Favorable: **87%**



School Climate

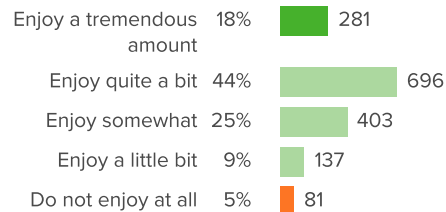
Your average

94%

1,602 responses

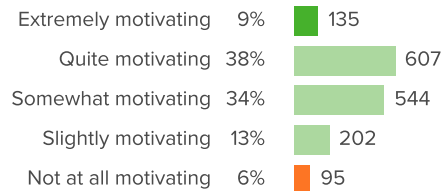
How did people respond?

Q.1: To what extent do you think that children enjoy going to your child's school?



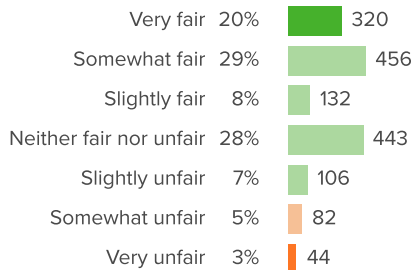
Favorable: **95%**

Q.2: How motivating are the classroom lessons at your child's school?



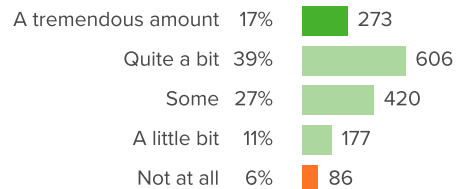
Favorable: **94%**

Q.3: How fair or unfair is the school's system of evaluating children?



Favorable: **92%**

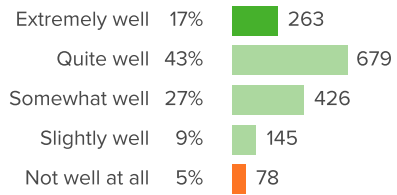
Q.4: How much does the school value the diversity of children's backgrounds?



Favorable: **94%**



**Q.5: How well do administrators at your child's school
create a school environment that helps children learn?**



Favorable: **95%**



School Safety

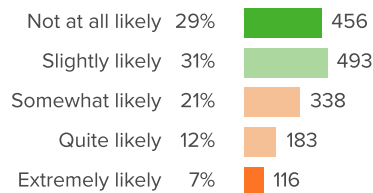
Your average

74%

1,602 responses

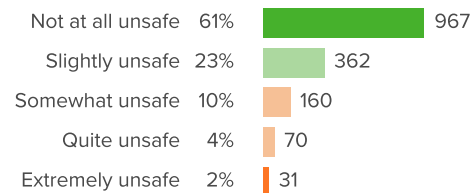
How did people respond?

Q.1: How likely is it that someone from your child's school will bully him/her online?



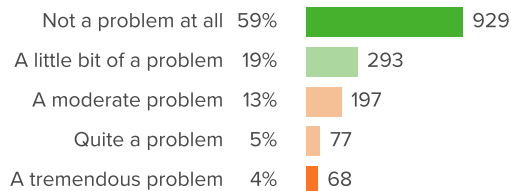
Favorable: **60%**

Q.2: Overall, how unsafe does your child feel at school?



Favorable: **84%**

Q.3: To what extent are drugs a problem at your child's school?



Favorable: **78%**



Background Questions

How did people respond? _____

Q.1: What is your relationship to your child?

Mother	83%	<div></div>	1330
Father	15%	<div></div>	244
Step-mother	0%		4
Step-father	0%		0
Grandmother	1%	<div></div>	11
Grandfather	0%		0
Aunt	0%		2
Uncle	0%		0
Guardian	0%		3
Other	0%		2